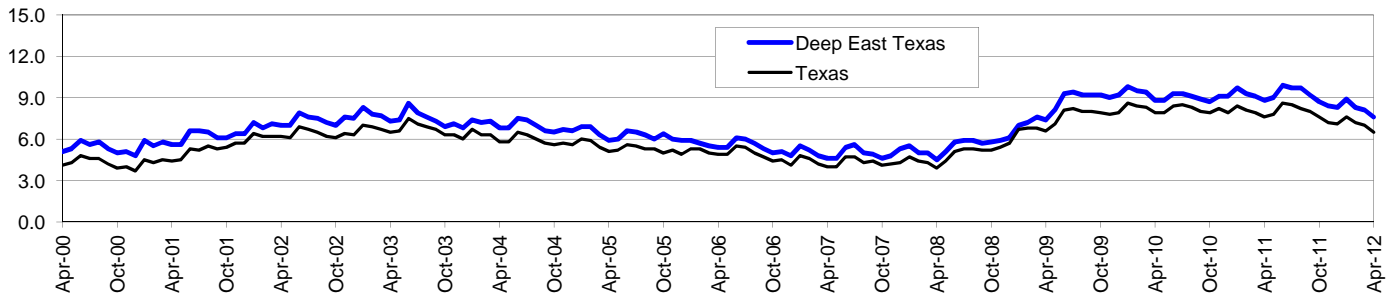


Deep East Texas Workforce Development Area*

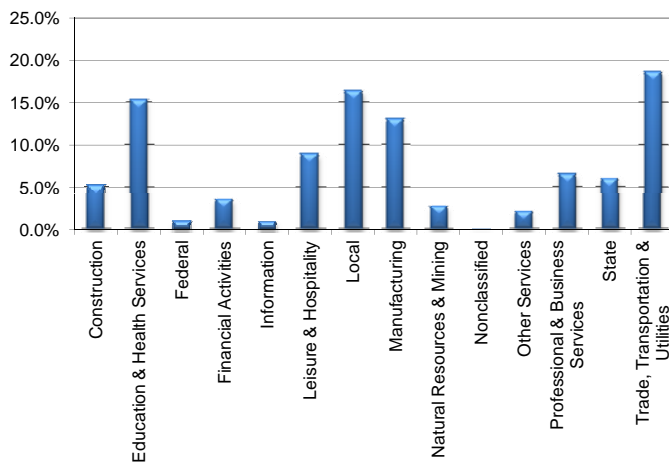
April 2012

Deep East Texas WDA					Texas				
	CLF	Employed	Unemployed	Rate		CLF	Employed	Unemployed	Rate
Apr-12	165,787	153,228	12,559	7.6	Apr-12	12,547,852	11,733,325	814,527	6.5
Mar-12	165,184	151,825	13,359	8.1	Mar-12	12,531,173	11,655,250	875,923	7.0
Apr-11	168,015	153,279	14,736	8.8	Apr-11	12,408,713	11,466,248	942,465	7.6

Historical Unemployment Rates



Deep East Texas WDA Industry Composition 3rd Quarter 2011



Total WDA Claims

Continued Claims for the Week of the 12th

	Apr-12	Mar-12	Apr-11	OTY
Continued	1,757	1,699	2,174	-417

Texas Unemployment Insurance Claims

Continued Claims for the Week of the 12th

	Apr-12	Mar-12	Apr-11	OTY
Continued	125,487	133,295	139,992	-14,505

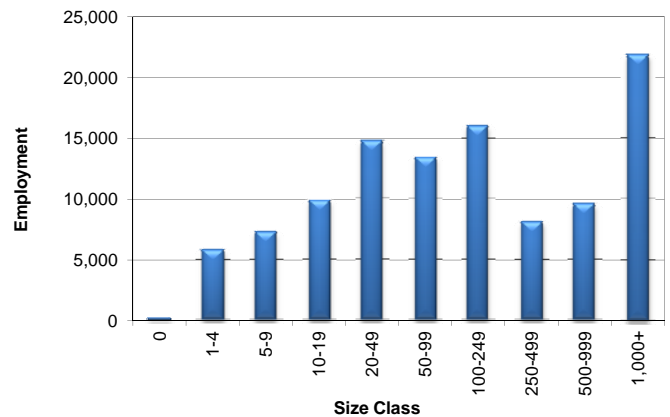
Deep East Texas WDA Average Weekly Wage

	Deep East Tx	Texas
3rd Quarter 2011	\$673.56	\$931.50
2nd Quarter 2011	\$637.25	\$899.57
3rd Quarter 2010	\$634.50	\$876.29
Quarter Change	\$36.31	\$31.93
OTY Change	\$39.06	\$55.21

NAICS Covered Employment Quarterly Data 3rd Quarter 2011

SUPER SECTOR	Employment	Change	
		Quarter	Year
Construction	5,570	276	388
Education & Health Services	16,270	-29	-521
Federal	1,046	1	-176
Financial Activities	3,800	26	120
Information	1,005	-7	-11
Leisure & Hospitality	9,480	-251	160
Local	17,422	-1,319	-1,065
Manufacturing	13,836	118	211
Natural Resources & Mining	2,991	-13	15
Nonclassified	33	10	-26
Other Services	2,190	0	-44
Professional & Business Services	6,902	352	-1
State	6,412	-348	-331
Trade, Transportation & Utilities	19,828	143	380
TOTAL	106,785	-1,041	-901

Size Class Employment Composition 3rd Quarter 2011



*Counties in WDA: Angelina, Houston, Jasper, Nacogdoches, Newton, Polk, Sabine, San Augustine, San Jacinto, Shelby, Trinity, & Tyler